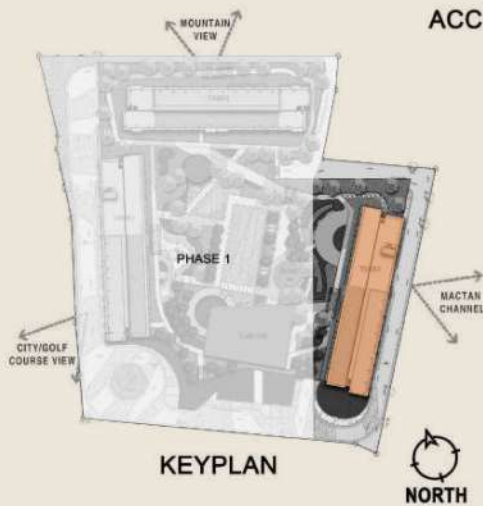
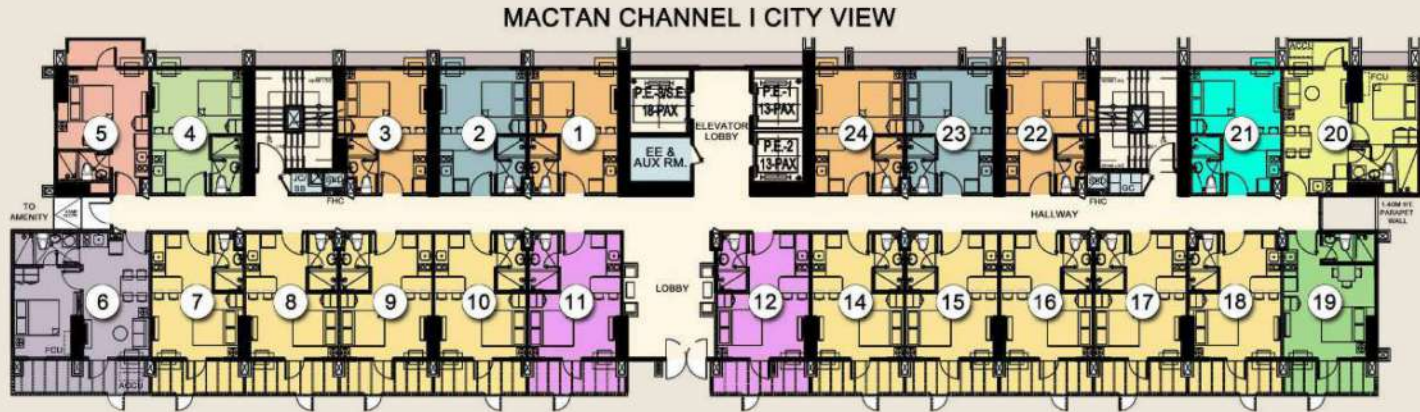


# TOWER 3

## RESIDENTIAL FLOOR PLAN

4<sup>TH</sup>



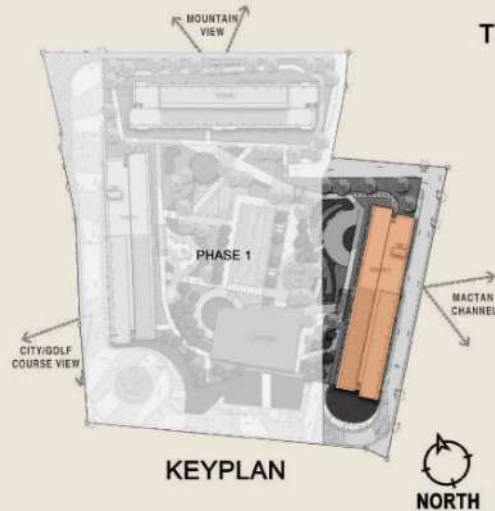
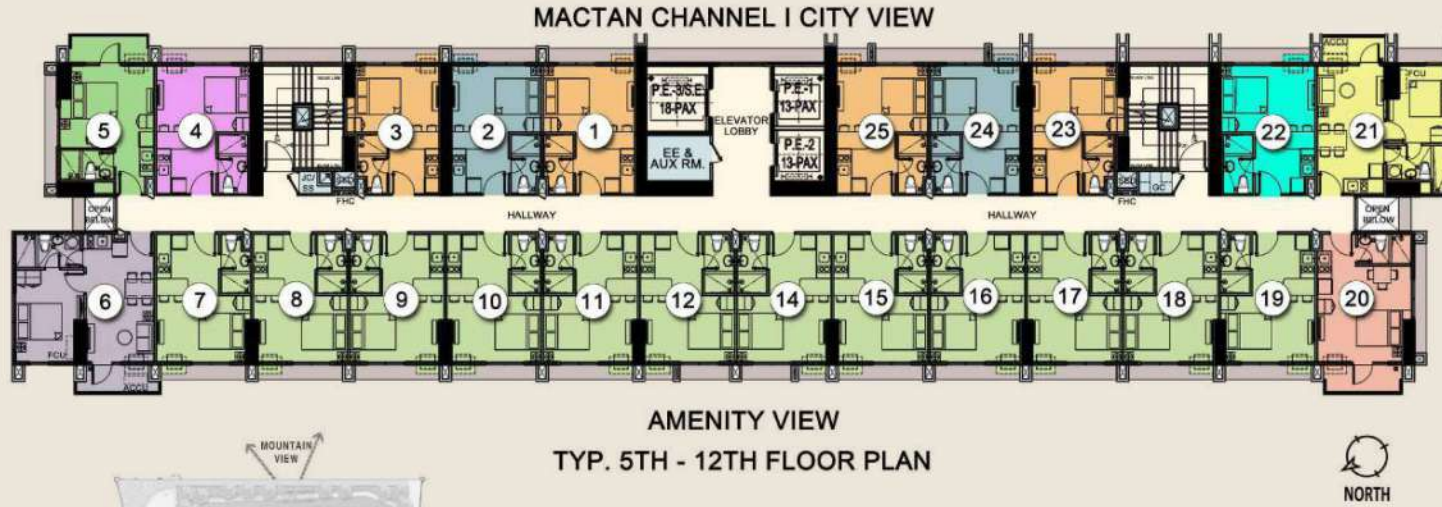
| LEGEND                            |              |
|-----------------------------------|--------------|
| UNIT TYPE                         | NO. OF UNITS |
| STUDIO ( 22.15 sq.m. )            | 1            |
| STUDIO ( 21.85 sq.m. )            | 1            |
| STUDIO ( 21.45 sq.m. )            | 4            |
| STUDIO ( 21.04 sq.m. )            | 2            |
| STUDIO w/ BALCONY ( 26.79 sq.m. ) | 1            |
| STUDIO w/ TERRACE ( 26 sq.m. )    | 9            |
| STUDIO w/ TERRACE ( 26.37 sq.m. ) | 2            |
| STUDIO w/ TERRACE ( 26.43 sq.m. ) | 1            |
| 1-BR w/ BALCONY ( 36.15 sq.m. )   | 1            |
| 1-BR w/ TERRACE ( 41.48 sq.m. )   | 1            |
| <b>TOTAL</b>                      | <b>23</b>    |



# TOWER 3

## RESIDENTIAL FLOOR PLAN

# 5<sup>TH</sup> - 12<sup>TH</sup>



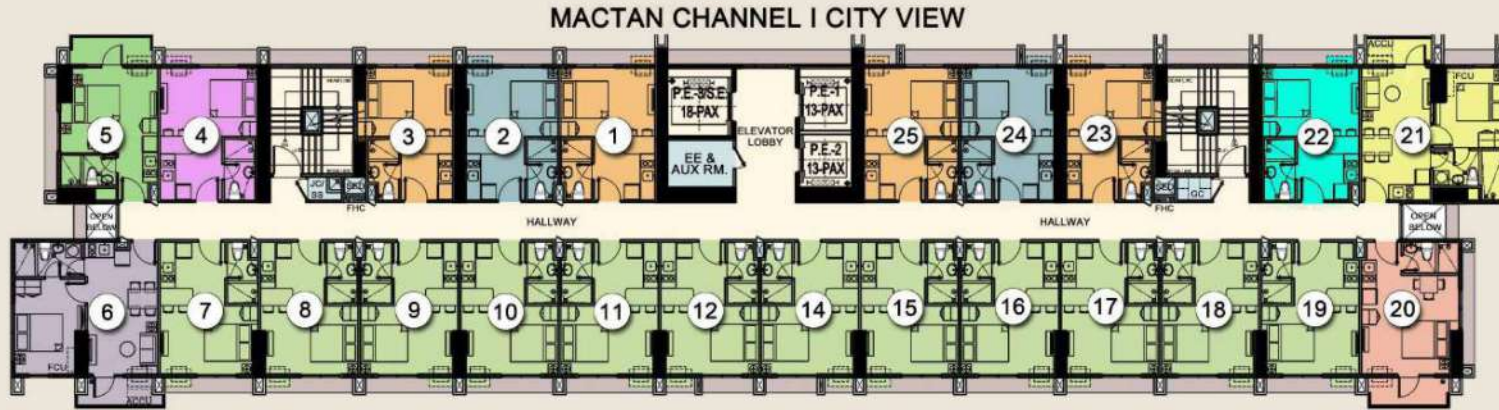
| LEGEND                            |              |
|-----------------------------------|--------------|
| UNIT TYPE                         | NO. OF UNITS |
| STUDIO ( 22.00 sq.m. )            | 12           |
| STUDIO ( 21.85 sq.m. )            | 1            |
| STUDIO ( 21.45 sq.m. )            | 4            |
| STUDIO ( 21.04 sq.m. )            | 2            |
| STUDIO w/ BALCONY ( 26.94 sq.m. ) | 1            |
| STUDIO ( 22.15 sq.m. )            | 1            |
| STUDIO W/ BALCONY ( 26.79 sq.m. ) | 1            |
| 1-BR W/ BALCONY ( 36.15 sq.m. )   | 1            |
| 1-BR W/ BALCONY ( 35.99sq.m. )    | 1            |
| <b>TOTAL</b>                      | <b>24</b>    |



# TOWER 3

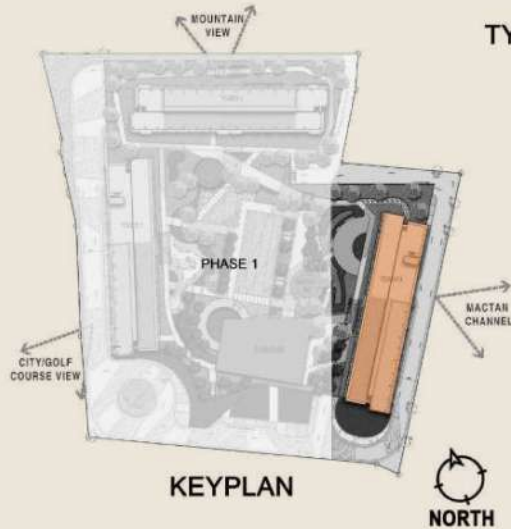
RESIDENTIAL FLOOR PLAN

14<sup>TH</sup> - 22<sup>ND</sup>



**AMENITY VIEW**

TYP. 14TH - 22ND FLOOR PLAN



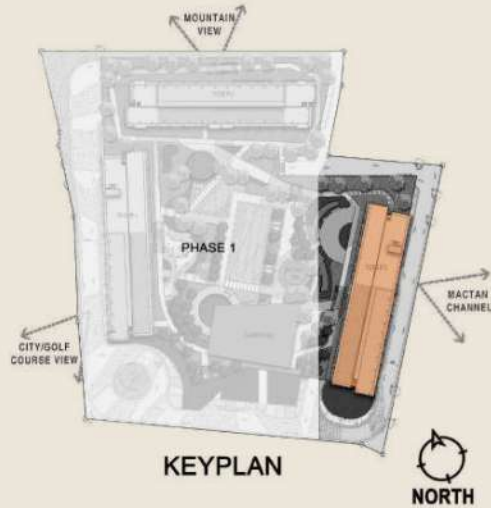
| LEGEND                           |              |
|----------------------------------|--------------|
| UNIT TYPE                        | NO. OF UNITS |
| STUDIO ( 22.00 sq.m.)            | 12           |
| STUDIO ( 21.85 sq.m.)            | 1            |
| STUDIO ( 21.45 sq.m.)            | 4            |
| STUDIO ( 21.04 sq.m.)            | 2            |
| STUDIO w/ BALCONY ( 26.94 sq.m.) | 1            |
| STUDIO ( 22.15 sq.m)             | 1            |
| STUDIO W/ BALCONY ( 28.79 sq.m.) | 1            |
| 1-BR W/ BALCONY ( 36.15 sq.m.)   | 1            |
| 1-BR W/BALCONY ( 35.99sq.m.)     | 1            |
| <b>TOTAL</b>                     | <b>24</b>    |



# TOWER 3

## RESIDENTIAL FLOOR PLAN

23<sup>RD</sup>



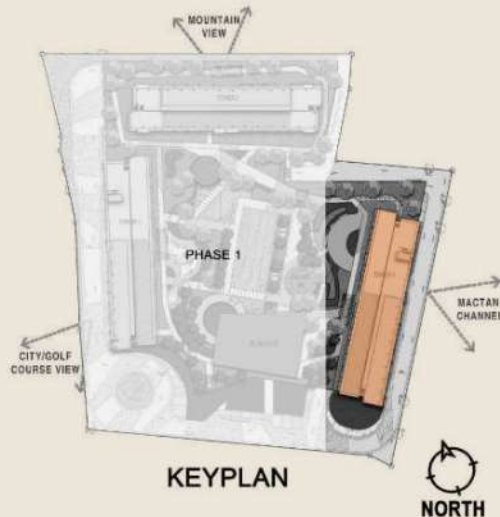
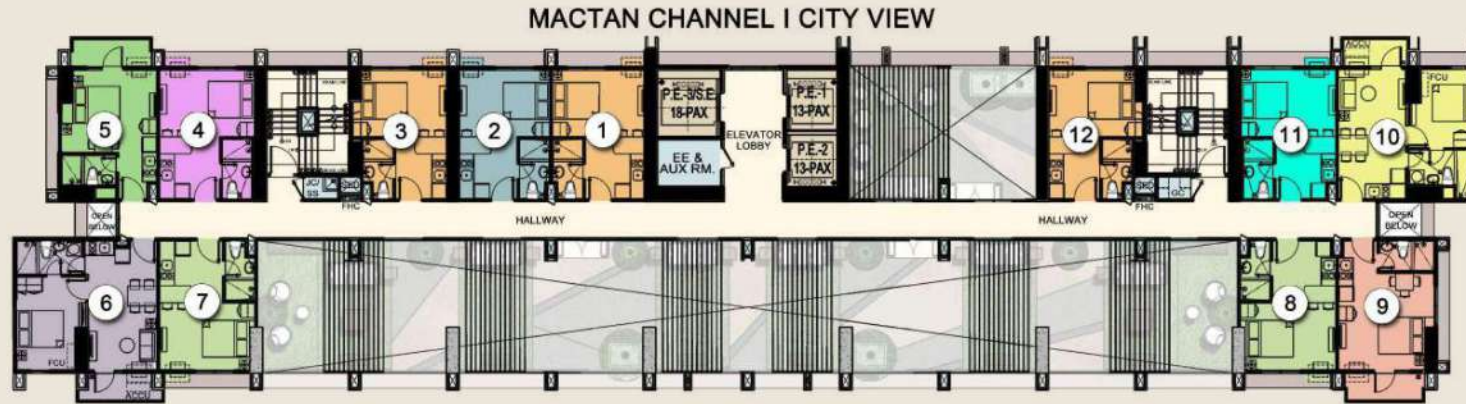
| LEGEND                           |              |
|----------------------------------|--------------|
| UNIT TYPE                        | NO. OF UNITS |
| STUDIO ( 22.00 sq.m.)            | 2            |
| STUDIO ( 21.85 sq.m.)            | 1            |
| STUDIO ( 21.45 sq.m.)            | 3            |
| STUDIO ( 21.04 sq.m.)            | 1            |
| STUDIO w/ BALCONY ( 26.94 sq.m.) | 1            |
| STUDIO ( 22.15 sq.m.)            | 1            |
| STUDIO W/ BALCONY ( 26.79 sq.m.) | 1            |
| 1-BR W/ BALCONY ( 36.15 sq.m.)   | 1            |
| 1-BR W/BALCONY ( 35.99sq.m.)     | 1            |
| <b>TOTAL</b>                     | <b>12</b>    |



# TOWER 3

RESIDENTIAL FLOOR PLAN

24<sup>TH</sup>



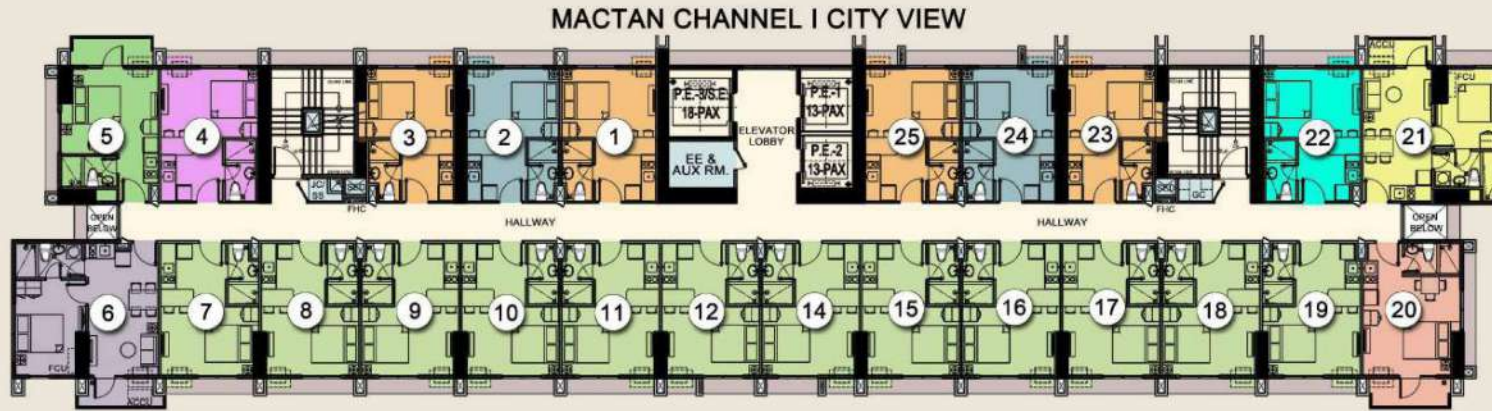
| LEGEND                           |              |
|----------------------------------|--------------|
| UNIT TYPE                        | NO. OF UNITS |
| STUDIO ( 22.00 sq.m.)            | 2            |
| STUDIO ( 21.85 sq.m.)            | 1            |
| STUDIO ( 21.45 sq.m.)            | 3            |
| STUDIO ( 21.04 sq.m.)            | 1            |
| STUDIO w/ BALCONY ( 26.94 sq.m.) | 1            |
| STUDIO ( 22.15 sq.m)             | 1            |
| STUDIO W/ BALCONY ( 26.79 sq.m.) | 1            |
| 1-BR W/ BALCONY ( 36.15 sq.m )   | 1            |
| 1-BR W/BALCONY ( 35.99sq.m.)     | 1            |
| <b>TOTAL</b>                     | <b>12</b>    |



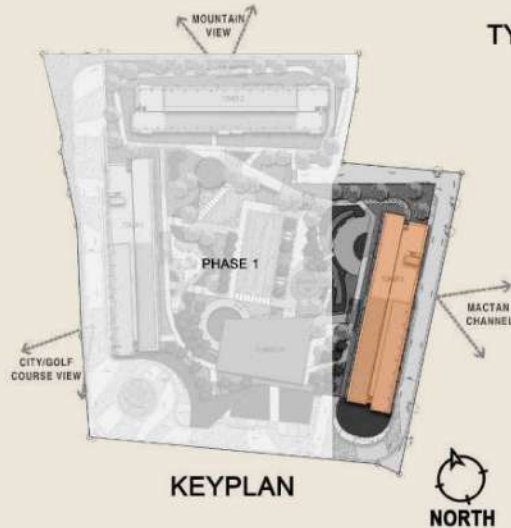
# TOWER 3

RESIDENTIAL FLOOR PLAN

25<sup>TH</sup> - 30<sup>TH</sup>



**AMENITY VIEW**  
TYP. 25TH - 30TH FLOOR PLAN



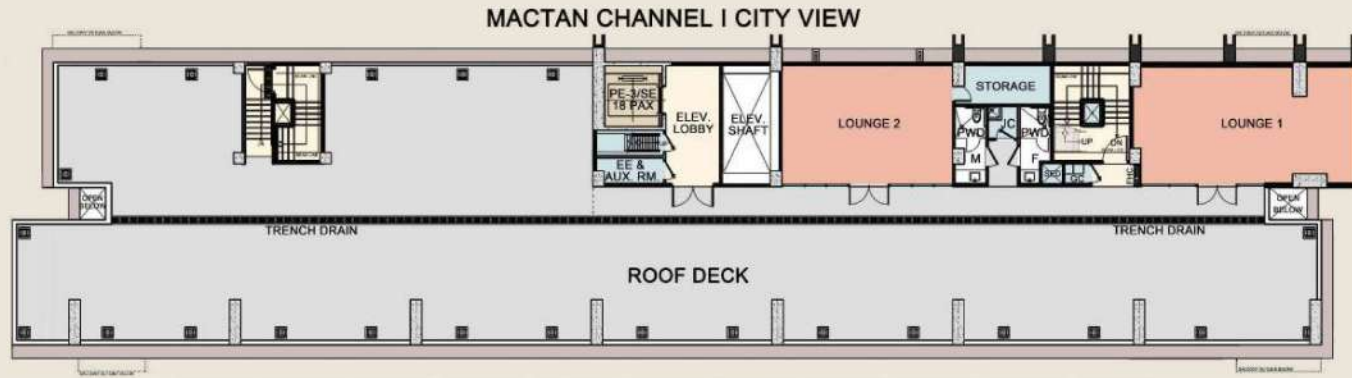
| LEGEND                            |              |
|-----------------------------------|--------------|
| UNIT TYPE                         | NO. OF UNITS |
| STUDIO ( 22.00 sq.m. )            | 12           |
| STUDIO ( 21.85 sq.m. )            | 1            |
| STUDIO ( 21.45 sq.m. )            | 4            |
| STUDIO ( 21.04 sq.m. )            | 2            |
| STUDIO w/ BALCONY ( 26.94 sq.m. ) | 1            |
| STUDIO ( 22.15 sq.m. )            | 1            |
| STUDIO w/ BALCONY ( 26.79 sq.m. ) | 1            |
| 1-BR w/ BALCONY ( 36.15 sq.m. )   | 1            |
| 1-BR w/BALCONY ( 36.99sq.m. )     | 1            |
| <b>TOTAL</b>                      | <b>24</b>    |



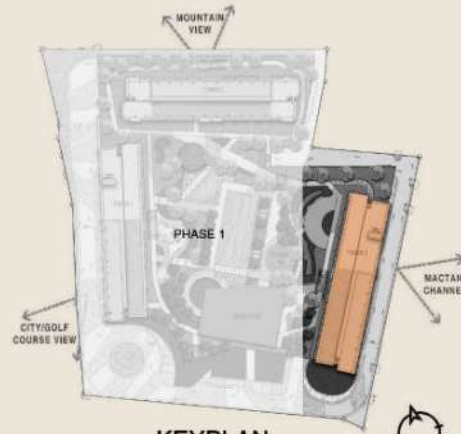
# TOWER 3

RESIDENTIAL FLOOR PLAN

# ROOF DECK



AMENITY VIEW

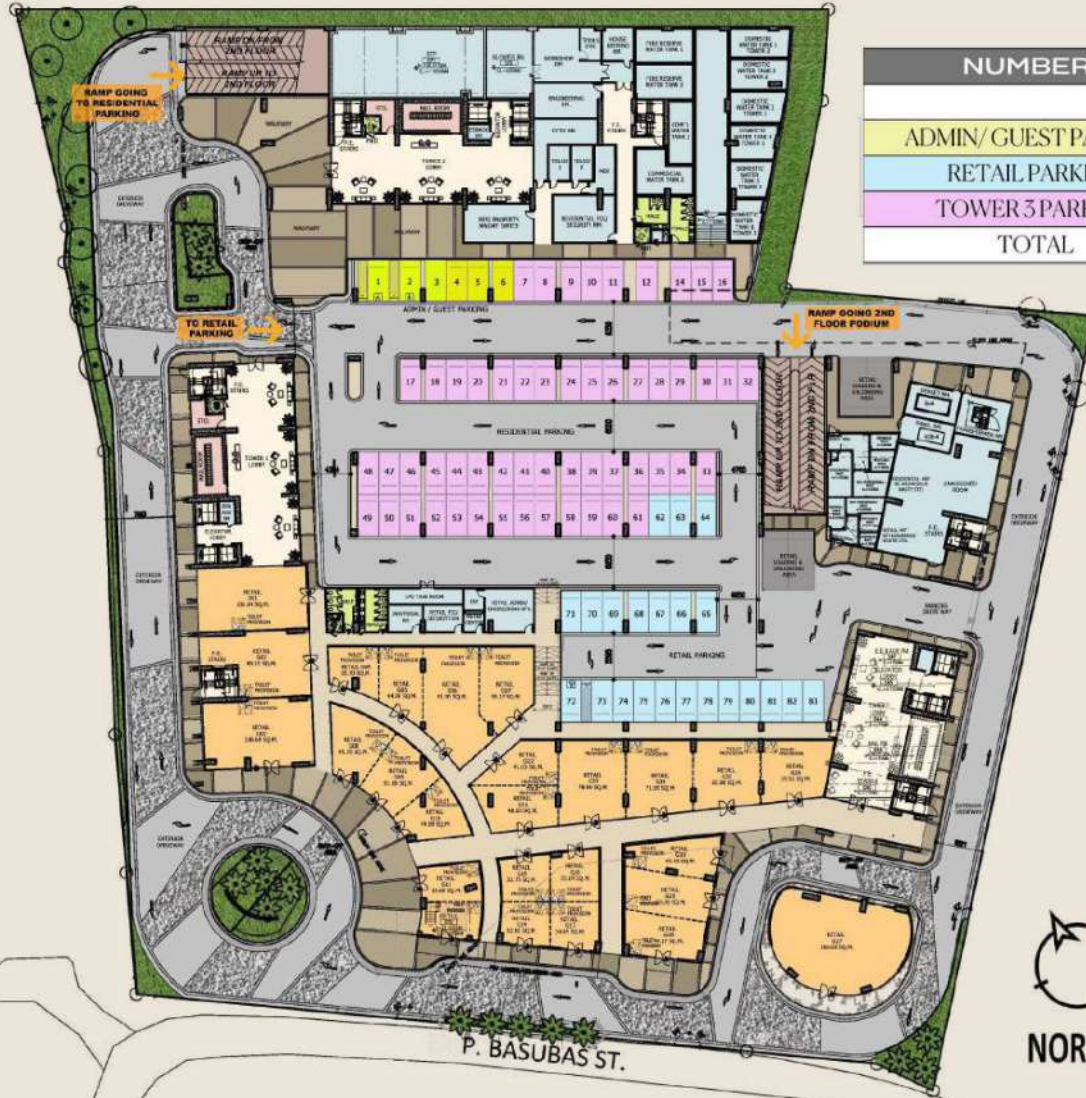


KEYPLAN



# PARKING

GROUND FLOOR



| NUMBER OF PARKING SLOTS |        |        |
|-------------------------|--------|--------|
|                         | PHASE1 | PHASE2 |
| ADMIN/GUEST PARKING     | 6      |        |
| RETAIL PARKING          | 19     | 3      |
| TOWER 3 PARKING         | 54     |        |
| TOTAL                   | 79     | 3      |



WAY

P. BASUBAS ST.



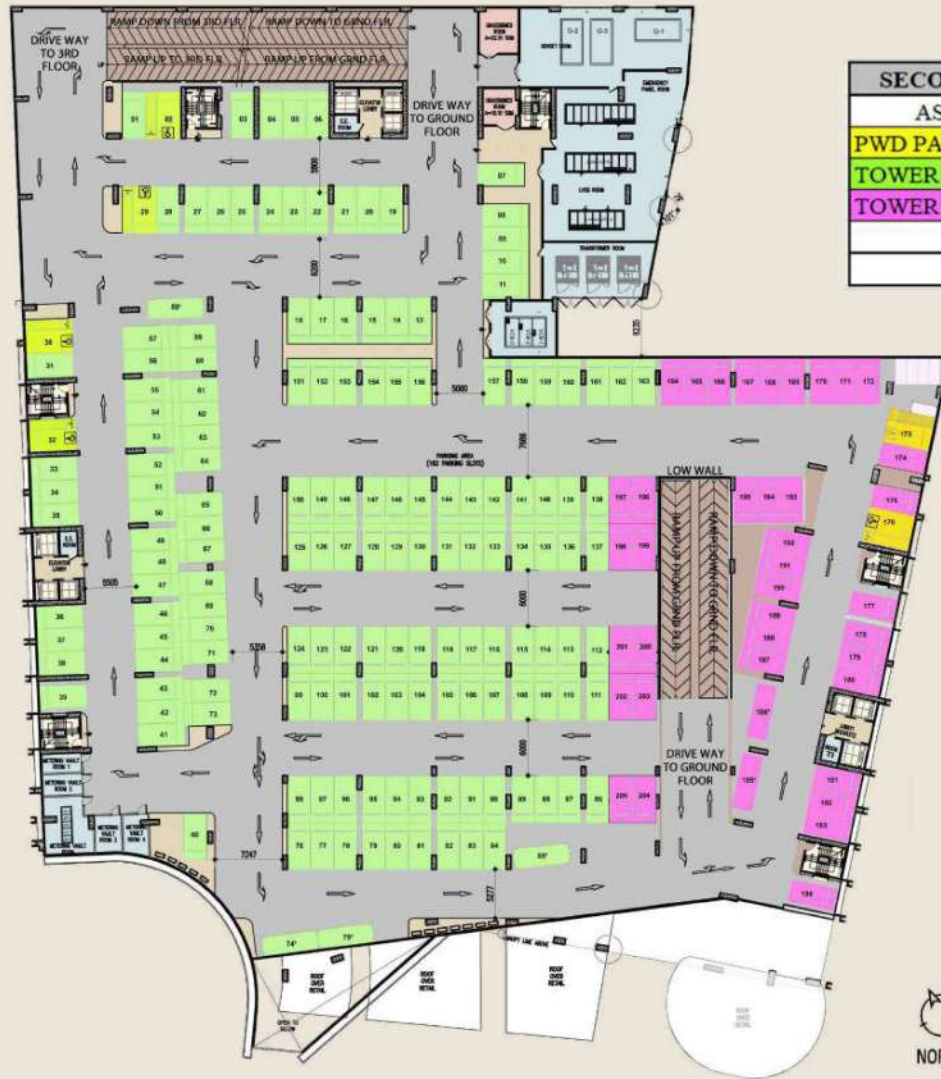
NORTH

Mandtra  
RESIDENCES



# PARKING

## SECOND FLOOR

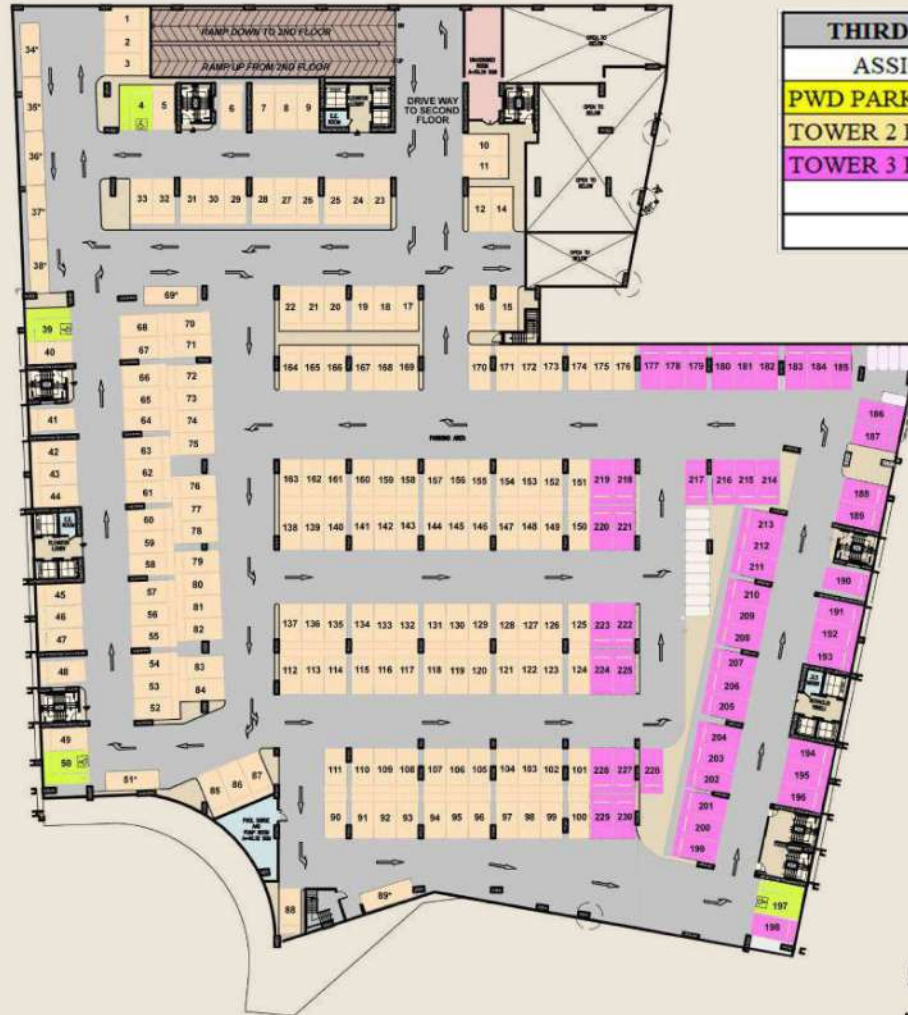


| SECOND FLOOR NUMBER OF PARKING SLOTS |                  |         |
|--------------------------------------|------------------|---------|
| ASSIGNMENT / COLOR                   | PHASE 1          | PHASE 2 |
| PWD PARKING                          | 4                | 2       |
| TOWER 1 RESIDENTIAL PARKING          | 158              |         |
| TOWER 3 RESIDENTIAL PARKING          | 10               | 30      |
| TOTAL                                | 172              | 32      |
| <b>TOTAL 2F PARKING</b>              | <b>204 SLOTS</b> |         |



# PARKING

## THIRD FLOOR



| THIRD FLOOR NUMBER OF PARKING SLOTS |                  |         |
|-------------------------------------|------------------|---------|
| ASSIGNMENT / COLOR                  | PHASE 1          | PHASE 2 |
| PWD PARKING                         | 3                | 1       |
| TOWER 2 RESIDENTIAL PARKING         | 172              |         |
| TOWER 3 RESIDENTIAL PARKING         | 12               | 41      |
| TOTAL                               | 187              | 42      |
| <b>TOTAL 3F PARKING</b>             | <b>229 SLOTS</b> |         |

